

The Business of Kansai Electric Power in Figures

Energy business

Sales

Operating revenues:
• FY 2021 results

¥ **2,092.8** billion

Retail electricity sales volume:
• FY 2021 results

100.7 billion kWh

Gas sales volume:
• FY 2021 results
• LNG equivalent (gas and LNG total)

1.56 million tonnes

Power generation

Power sources:
• FY 2021 results
(Value at transmission end)
• Generated by our company

94.1 billion kWh

Capacity of power-generating facilities:
• As of March 31, 2022

29.403 GW

Number of power plants:
• As of March 31, 2022

167 power plants

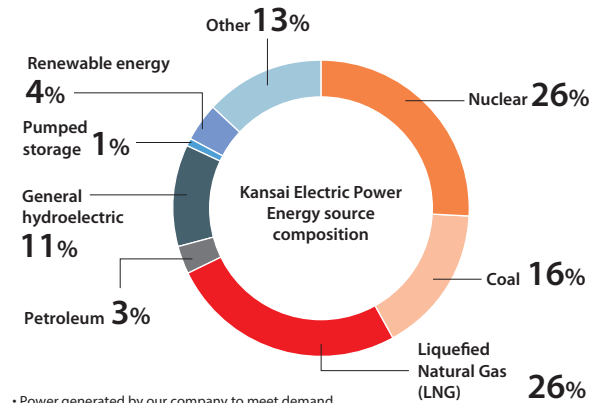
Capacity of power-generating facilities (breakdown by power source) • As of March 31, 2022

Thermal power	14.566 GW	(10 power plants)
Hydroelectric power	8.248 GW	(151 power plants)
Nuclear power	6.578 GW	(3 power plants)
Renewable energy	0.011 GW	(3 power plants)

• Our company's power-generating facilities only
• Figures may not add up due to rounding off.

Composition of power sources (supply and demand record by source)

• FY 2021 results



• Power generated by our company to meet demand
• Includes power received from other companies.
• Figures may not add up due to rounding off.

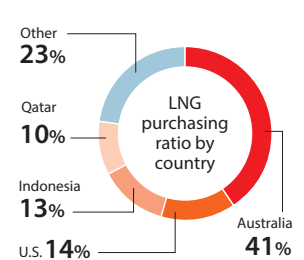
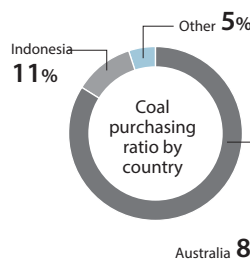
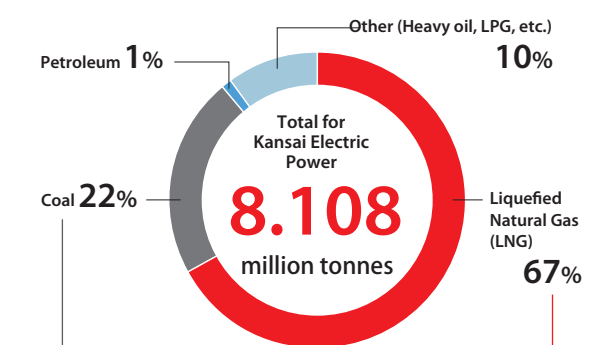
Fuel procurement

Number of procurement source countries:
• FY 2021 results

16 countries

Purchasing record of fuel for thermal power generation

• FY 2021 results



Totals: LNG equivalent
• The subtotals and totals might not match due to rounding off.

Overseas energy business

Overseas power generation:

• As of June 30, 2022

22 projects in **11** countries

Capacity of overseas power-generating facilities (Our company's investment ratio):

• As of June 30, 2022

2.878 GW

Breakdown:
Thermal power: 1.788 GW
Renewable energy: 1.090 GW

Transmission and distribution business

(Kansai Transmission and Distribution, Inc. has been undertaking power transmission and distribution since April 1, 2020.)

Transmission and distribution

Length of transmission lines (route length):

• As of March 31, 2022

18,873 km

Length of distribution lines (route length):

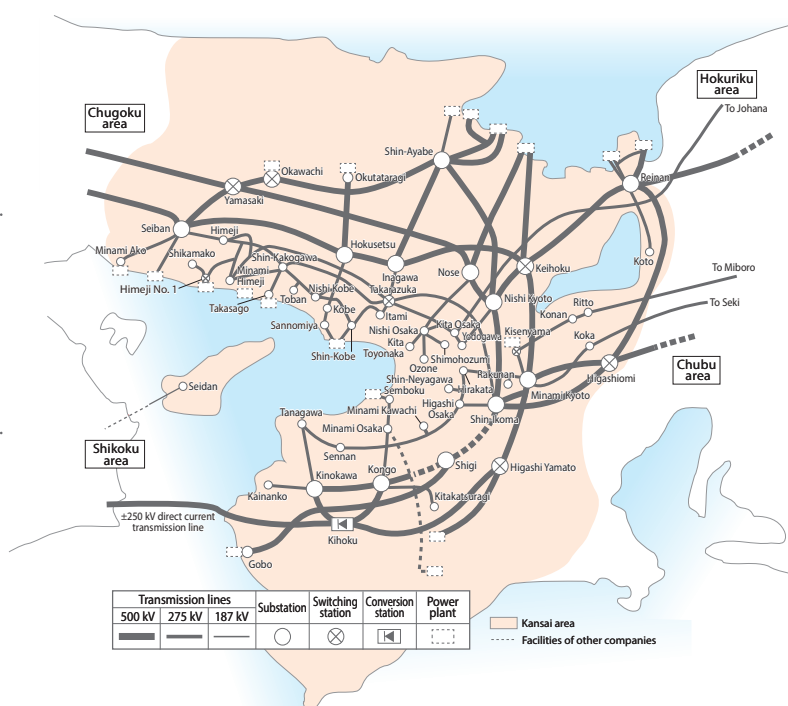
• As of March 31, 2022

133,063 km

Number of substations:

• As of March 31, 2022 • Includes conversion stations

957



Group businesses

Number of group companies:

• As of June 30, 2022
• Consolidated subsidiaries and affiliates accounted for by the equity method

100

External sales in group businesses:

• FY 2021 results

¥ **592.9** billion