

# The Business of Kansai Electric Power in Figures

## Energy business

### Sales

Operating revenues:  
 • FY 2020 results  
**¥ 2,358.6 billion**

Retail electricity sales volume:  
 • FY 2020 results  
**102.3 billion kWh**

Gas sales volume:  
 • FY 2020 results  
 • LNG equivalent (gas and LNG total)  
**1,570,000 tonnes**

### Power generation

Power sources:  
 • FY 2020 results  
 • (Value at transmission end)  
 • Generated by our company  
**89.6 billion kWh**

Capacity of power-generating facilities:  
 • As of March 31, 2021  
**29.391 GW**

Number of power-generating facilities:  
 • As of March 31, 2021  
**167 facilities**

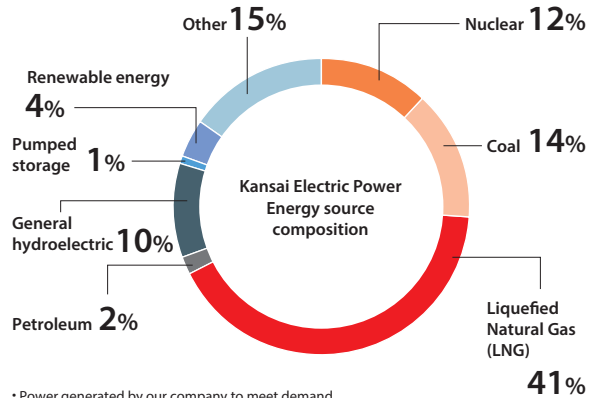
Capacity of power-generating facilities (breakdown by power source) - As of March 31, 2021

Thermal power	14.566 GW	(10 facilities)
Hydroelectric power	8.235 GW	(151 facilities)
Nuclear power	6.578 GW	(3 facilities)
Renewable energy	0.011 GW	(3 facilities)

• Our company's power-generating facilities only  
 • Figures may not add up due to rounding off.

### Composition of power sources (supply and demand record by source)

• FY 2020 results



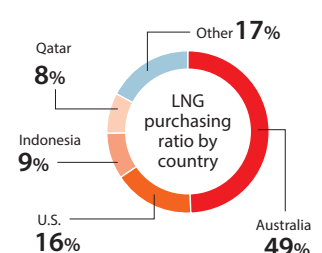
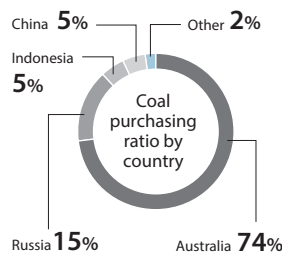
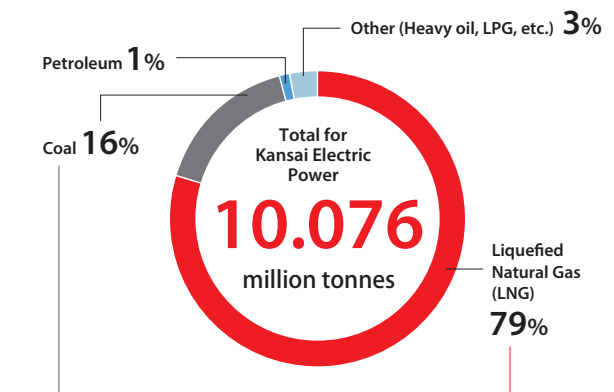
• Power generated by our company to meet demand  
 • Includes power received from other companies.  
 • Figures may not add up due to rounding off.

### Fuel procurement

Number of procurement source countries:  
 • FY 2020 results  
**13 countries**

### Purchasing record of fuel for thermal power generation

• FY 2020 results



Totals: LNG equivalent  
 • The subtotals and totals might not match due to rounding off.

## Overseas energy business

Overseas power generation:  
 • As of August 31, 2021

**21** projects in **11** countries

Capacity of overseas power-generating facilities  
 (Our company's investment ratio):

• As of August 31, 2021

**2.843** GW

Breakdown:  
 Thermal power: 1.778 GW  
 Renewable energy: 1.055 GW

## Transmission and distribution business

(Kansai Transmission and Distribution, Inc. has been undertaking power transmission and distribution since April 1, 2020.)

### Transmission and distribution

Length of transmission lines (route length):  
 • As of March 31, 2021

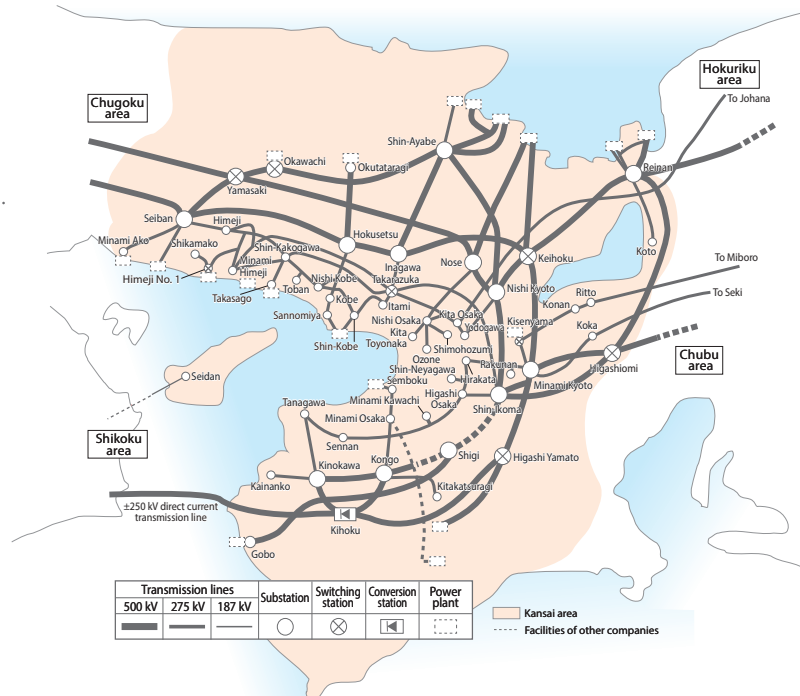
**18,851** km

Length of distribution lines (route length):  
 • As of March 31, 2021

**132,880** km

Number of substations:  
 • As of March 31, 2021 • Excludes distribution unit substations

**961**



## Group businesses

Number of group companies:  
 • As of July 1, 2021  
 • Consolidated subsidiaries and affiliates accounted for by the equity method

**97**

External sales in group businesses:  
 • FY 2020 results

**¥ 733.6** billion