

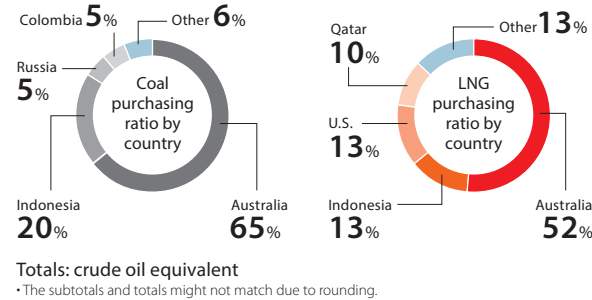
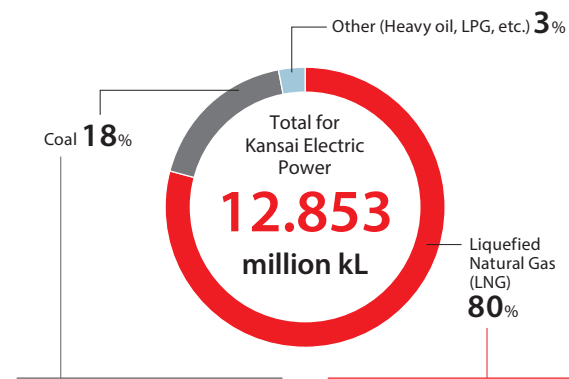
The Business of Kansai Electric Power (KEPCO) in Figures

Comprehensive energy business

Fuel procurement

Number of procurement source countries: **15** countries
• Actual FY 2019 figures

Purchasing record of fuel for thermal power generation



Sales

Operating revenues: **¥2,658.8 billion**
• Actual FY 2019 figures

Retail electricity sales volume: **112,992 million kWh**
• Actual FY 2019 figures

Gas sales volume: **1,390,000 tonnes**
• Actual FY 2019 figures
 • LNG equivalent (gas and LNG total)

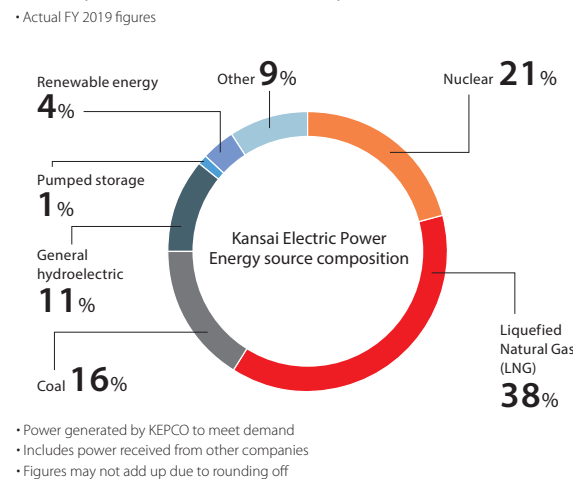
Power generation

Power sources: **98.2 billion kWh**
• Actual FY 2019 figures
 • Generated by our Company

Capacity of power-generating facilities: **30.59 GW**
• As of May 31, 2020

Number of power-generating facilities: **167 facilities**
• As of May 31, 2020

Composition of power sources (supply and demand record by source)



Capacity of power-generating facilities (breakdown by power source) - As of May 31, 2020

Thermal power	15.766 GW	(10 facilities)
Hydroelectric power	8.234 GW	(151 facilities)
Nuclear power	6.578 GW	(3 facilities)
Renewable energy	0.011 GW	(3 facilities)

• KEPCO power-generating facilities only
 • Figures may not add up due to rounding off

Transmission and distribution business

(Kansai Transmission and Distribution, Inc. has been undertaking power transmission and distribution since April 1, 2020.)

Transmission and distribution

Length of transmission lines (route length):
• As of April 1, 2020

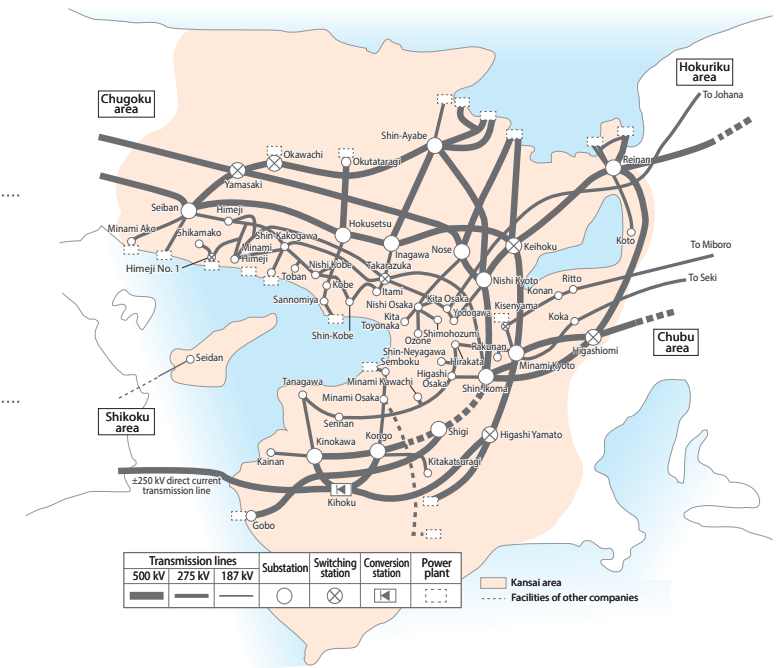
18,804 km

Length of distribution lines (route length):
• As of April 1, 2020

132,662 km

Number of substations:
• As of April 1, 2020 • Excludes distribution unit substations

914 facilities



International business

Overseas power generation:
• As of July 10, 2020

20 projects in 12 countries

Capacity of overseas power-generating facilities (KEPCO investment ratio):
• As of August 31, 2020

2.816 GW

Group businesses

Number of group companies:
• As of July 31, 2020
 • Consolidated subsidiaries and affiliates accounted for by the equity method

81

External sales in group businesses:
• Actual FY 2019 figures

¥678.8 billion